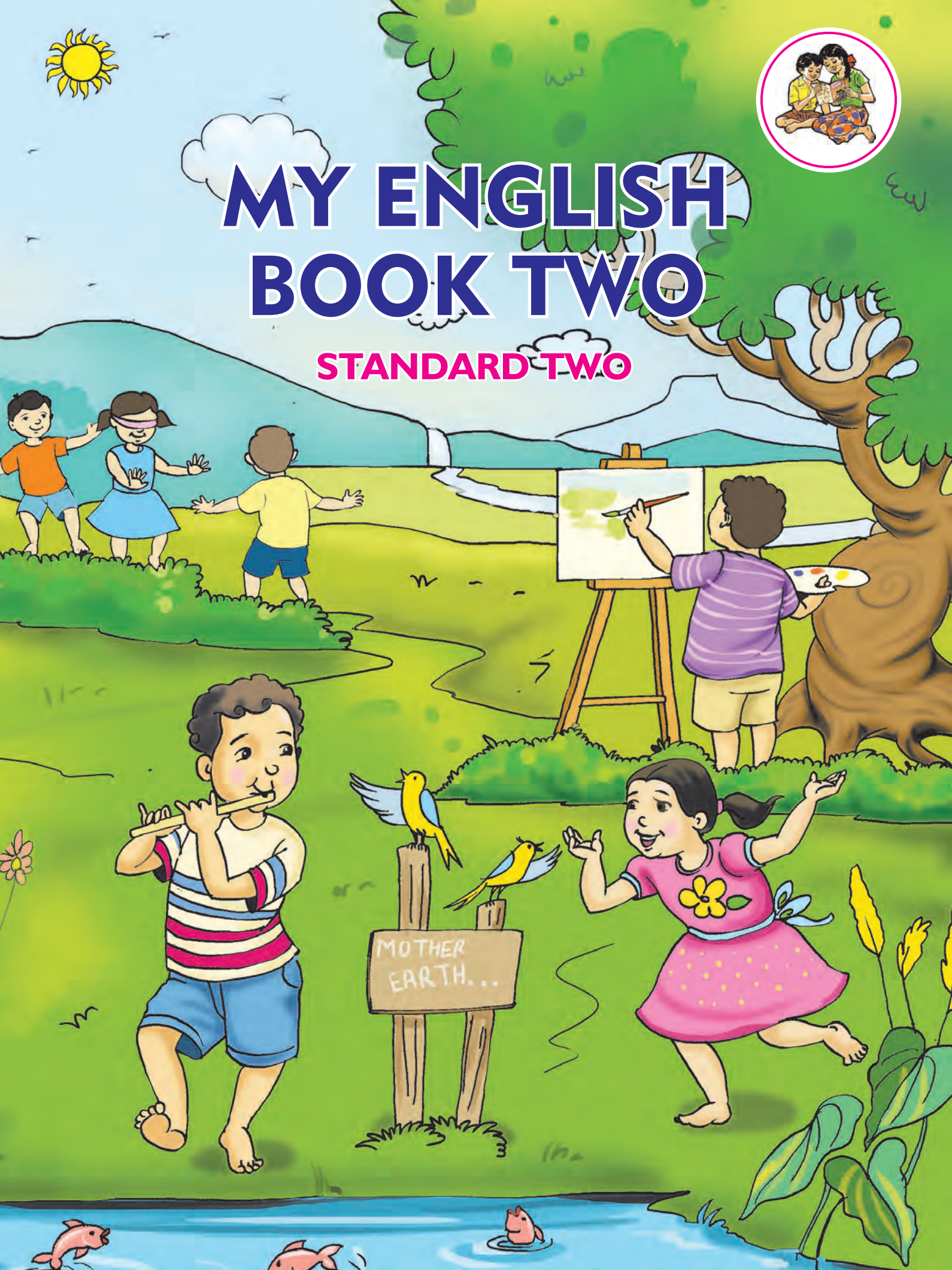




MY ENGLISH BOOK TWO

STANDARD TWO



The Constitution of India

Chapter IV A

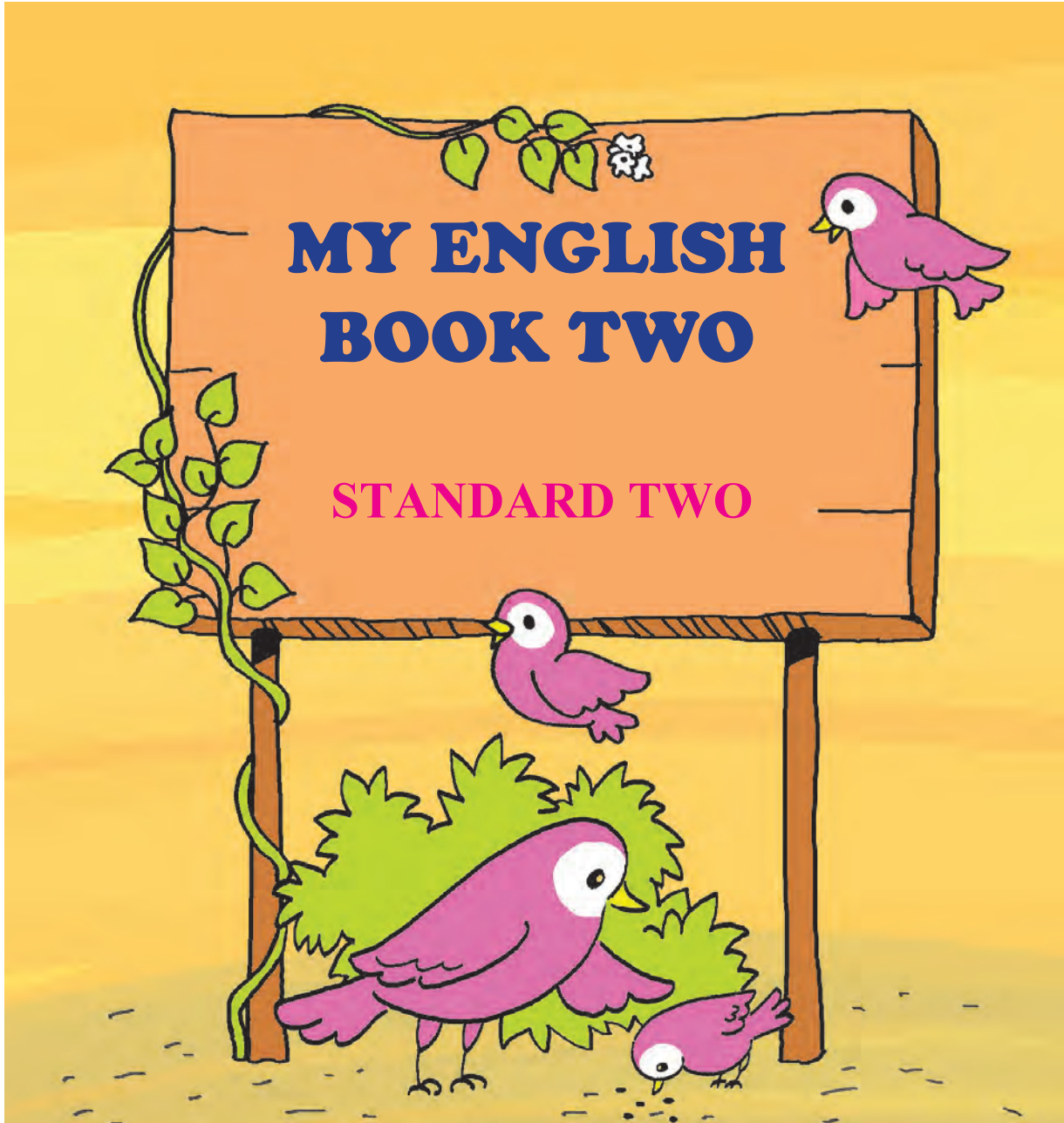
Fundamental Duties

ARTICLE 51A

Fundamental Duties- It shall be the duty of every citizen of India—

- (a) to abide by the Constitution and respect its ideals and institutions, the National Flag and the National Anthem;
- (b) to cherish and follow the noble ideals which inspired our national struggle for freedom;
- (c) to uphold and protect the sovereignty, unity and integrity of India;
- (d) to defend the country and render national service when called upon to do so;
- (e) to promote harmony and the spirit of common brotherhood amongst all the people of India transcending religious, linguistic and regional or sectional diversities, to renounce practices derogatory to the dignity of women;
- (f) to value and preserve the rich heritage of our composite culture;
- (g) to protect and improve the natural environment including forests, lakes, rivers and wild life and to have compassion for living creatures;
- (h) to develop the scientific temper, humanism and the spirit of inquiry and reform;
- (i) to safeguard public property and to abjure violence;
- (j) to strive towards excellence in all spheres of individual and collective activity so that the nation constantly rises to higher levels of endeavour and achievement;
- (k) who is a parent or guardian to provide opportunities for education to his child or, as the case may be, ward between the age of six and fourteen years.

The Coordination Committee formed by G.R. No. Abhyas - 2116/(Pra.Kra.43/16) SD - 4
Dated 25.4.2016 has given approval to prescribe this textbook in its meeting held on
19.03.2019 and it has been decided to implement it from the Academic Year 2019-20.



**Maharashtra State Bureau of Textbook Production and
Curriculum Research, Pune.**



H57I1K

The digital textbook can be obtained through DIKSHA App on a smartphone by using the Q. R. Code given on title page of the textbook and useful audio-visual teaching-learning material of the relevant lesson will be available through the Q. R. Code given at the end of each lesson of this textbook.

First Edition : 2019 © Maharashtra State Bureau of Textbook Production and Curriculum Research, Pune - 411 004.
Third Reprint : 2022

The Maharashtra State Bureau of Textbook Production and Curriculum Research reserves all rights relating to the book. No part of this book should be reproduced without the written permission of the Director, Maharashtra State Bureau of Textbook Production and Curriculum Research, 'Balbharati', Senapati Bapat Marg, Pune 411004.

English Language Committee :

Smt. Hemalata Honwad, Chairperson
Dr Rohit Kawale, Member
Dr. Manjushree Sardeshpande, Member
Dr Shruti Chaudhary, Member
Shri. Shridhar Nagargoje, Member
Dr Muktaja Mathkari, Member
Dr. Dipak Damodare, Member
Dr. Ibrahim Nadaf, Member
Dr. Sangita Ghodake, Member
Smt. Arundhati Garud, Member
Shri. Santosh Pawar, Member-Secretary

Cover : Shri. Yashvant Deshmukh

Illustrations : Reshma Barve,
Manoj Pawar

Co-ordination :

Santosh J. Pawar
Assistant Special Officer English

Production :

Sachchitanand Aphale
Chief Production Officer
Vinod Gawade
Production Officer
Mitali Shitap
Assistant Production Officer

Publisher :

Vivek Uttam Gosavi
Controllor
Maharashtra State
Textbook Bureau,
Prabhadevi,
Mumbai - 400 025.

Study Group Members :

Smt. Sanjivani Pawar
Smt. Ashfiya Siddiqui
Smt. Harsha Chavan
Smt. Mangala Barave
Shri. Nilesh Kedare
Shri. Pradip Patil
Smt. Manjusha Bodele
Shri. Rahul Surwase
Smt. Vinita Narang
Smt. Neelima Patil
Shri. Gajanan Bodhe
Dr. Godavari Ugale
Shri. Sultanchand Shaikh
Smt. Pooja Thakare
Smt. Manasi Bhosale
Shri. Jagdish Kumbhar
Smt. Preeti Khandelwal
Smt. Renu Dhotre
Smt. Suwarna Kulkarni
Smt. Meenakshi Kharatmol
Shri. Narayan Mangalaram
Shri. Rakesh Salunkhe
Shri. Santosh Natikar
Shri. Zuber Kazi
Smt. Jayanti Jog
Dr. Deepali Deshmukh
Shri. Pavankumar Korde
Smt. Anita Marathe
Smt. Gourangi Sawant
Smt. Anjali Awadhutkar
Smt. Amruta Naik

Typesetting : DTP Section (Languages)
Textbook Bureau, Pune.

Printer :

Print Order No. :

Paper : 70 GSM Creamwove



The Constitution of India

Preamble

WE, THE PEOPLE OF INDIA, having solemnly resolved to constitute India into a SOVEREIGN SOCIALIST SECULAR DEMOCRATIC REPUBLIC and to secure to all its citizens :

JUSTICE, social, economic and political;

LIBERTY of thought, expression, belief, faith and worship;

EQUALITY of status and of opportunity; and to promote among them all

FRATERNITY assuring the dignity of the individual and the unity and integrity of the Nation;

IN OUR CONSTITUENT ASSEMBLY this twenty-sixth day of November, 1949, do HEREBY ADOPT, ENACT AND GIVE TO OURSELVES THIS CONSTITUTION.

NATIONAL ANTHEM

Jana-gana-mana-adhināyaka jaya hē
Bhārata-bhāgya-vidhātā,

Panjāba-Sindhu-Gujarāta-Marāthā
Drāvida-Utkala-Banga

Vindhya-Himāchala-Yamunā-Gangā
uchchala-jaladhi-taranga

Tava subha nāmē jāgē, tava subha āsisa māgē,
gāhē tava jaya-gāthā,

Jana-gana-mangala-dāyaka jaya hē
Bhārata-bhāgya-vidhātā,

Jaya hē, Jaya hē, Jaya hē,
Jaya jaya jaya, jaya hē.

PLEDGE

India is my country. All Indians are my brothers and sisters.

I love my country, and I am proud of its rich and varied heritage. I shall always strive to be worthy of it.

I shall give my parents, teachers and all elders respect, and treat everyone with courtesy.

To my country and my people, I pledge my devotion. In their well-being and prosperity alone lies my happiness.

Preface

Dear Children,

I am sure you enjoyed learning from and reading, 'My English Book One' in Standard One. A warm welcome to Standard Two now! We are looking forward to seeing your bright and happy faces when you receive '**My English Book Two**' in Standard Two this year. We are happy to place this textbook '**My English Book Two**' in your hands.

You learnt wonderful songs, rhymes and poems in Standard One. You listened to interesting stories and enacted those in the classroom and at home too. You were thoroughly engaged in doing the interesting activities given in the book.

Well, this year, too, you are going to have plenty of fun while learning English. This textbook is a treasure box, full of interesting stories of birds, animals, boys and girls, parents and grandparents. The poems and stories talk to you about the real world as well as the imaginary worlds of insects and trees, of children and their dreams. There are many opportunities for you to relate to those worlds. There are many language games and activities.

You will learn new words and how to trace and then write them. You will have fun matching pictures with the words, reciting and learning poems. You will learn to ask right questions to guess the answers. You will love the colourful pictures too. I am sure you will enjoy everything about this book. Q. R. Codes have been given to songs, stories, poems, picture reading and other activities too.

I am sure by the end of the year, you will be ready and looking forward to the next year's My English Book.

Wishing you all the best for your studies.



Pune

Date : 6 April, 2019

Gudhi Padva

Indian Solar Year :

16 Chaitra, 1941

(Dr Sunil Magar)

Director

Maharashtra State Bureau of Textbook
Production and Curriculum Research, Pune.

For the Teachers

We have introduced English language in Standard One through simple language and variety of activities. We have focused on developing interest and confidence in English language among the children.

- (1) Give the students maximum practice of the rhymes and songs with rhythm and actions and proper pronunciation, throughout the year.
- (2) Give practice of the greetings, requests, commands and simple instructions for conversation according to the situations in pair or group work.
- (3) Prepare various types of teaching aids and models to enrich children's vocabulary and give visual exposure to them as well.
- (4) Encourage children to use simple words, phrases, expressions in English inside and outside the classroom regularly.
- (5) Help children to develop their reading and writing skills through preparatory activities.
- (6) Conduct various types of activities and language games throughout the year for reinforcement of the content they have learnt.
- (7) Revise all the activities at the end of each unit.
- (8) Use e-learning material to develop language skills.
- (9) Make maximum use of simple and easy English in and around the classroom. Mother tongue of the children can be used if necessary.
- (10) Use simple instructions while teaching.

The emojis/icons given below are used in this book for specific purposes.

Listening



Speaking



Reading



Writing



Conversation



The activities given for listening, speaking and conversation should not be used for reading and writing.

There are plenty of illustrations and activities in this book. The activities are quite interesting and easy. They will motivate children to think independently. You are expected to make use of these as often as possible.

Please make sure to follow these guidelines.

1. Encourage children to speak in English.
2. Please make sure to repeat the activities that children like and enjoy.
3. Please do not focus on pointing out children's mistakes.
4. It is alright if they do not answer in complete sentences. Please encourage them by accepting their answers in one or two words in their home language or non-verbal responses.
5. Do not expect them to write spellings of the words at this stage or to learn them by heart. Maximum exposure to the whole words will help children in learning new words happily.

The following are the activities given in the textbook.

Poems

Most of the poems can be enacted and sung by children. The actions in the illustrations are guidelines to help you. You should recite/sing each and every line of the poem clearly and slowly first, then children may follow you line by line. Children will learn these poems well by repetition. You should use the pictures to chat with children about the poems so that they understand the themes of the poems.

Stories

Listening to a story, reading and then enacting it form a significant part of the process of language learning.

It helps in developing vocabulary, building confidence to speak in English. Children thoroughly enjoy participating in the performance of stories and dialogues. It helps them to construct and say short sentences in English. You need to create opportunities for children to perform in front of their own class, the school assembly or the visitors and guests.

Picture Reading

There are pictures which will help you to use and revise words, phrases, sentences and dialogues.

Picture Story

You can chat with the children with the help of the pictures in the story and make sure that they understand it well. You may use the pictures to encourage children to say the dialogues and narration in English repeatedly. You can dramatize the picture-stories by forming groups of children. Children enjoy these and so you can repeat this activity as many times as you can. Various types of puppets can be used to make the story interesting.

Conversations / Dialogues

You need to explain the theme of the dialogue to children, with the help of the pictures in the book. You can also build dialogues based on different situations in the classroom. (for example : May I? I like to, I don't like to) You may ask children to form pairs or groups and encourage them to practise.

A variety of dialogues included in the textbook will be helpful to you while children put in effort to speak in English in the classroom. The themes of the dialogues are simple and appropriate for their age group. They include themes such as-greeting someone, polite requests, seeking information etc. You need to see that children use these dialogues in their day-to-day conversation in the school.

Vocabulary Enrichment

You should use pictures, stories, picture-stories to enrich children's vocabulary. The words used in the textbook are from children's immediate surroundings. Please be sure to prepare and keep flash cards ready for the whole academic year.

Avoid giving emphasis on spellings of words. Children should read every word as a whole word. Sight reading of these words should be practised regularly.

Listen and act

During this activity, children are expected to comprehend simple instructions given in English and act accordingly. You need to give practice of these activities again and again to achieve the objective. Gradually and after sufficient practice, children should be encouraged to give simple instructions to each other instead of the teacher.

Listen, repeat and speak

There are several examples included in the book to encourage children to speak about themselves about their likes, dislikes, personal needs etc. in simple and short sentences. You should gather each and every child's personal information (for example : names of their family members, names of their friends, their likes and dislikes etc.). You also need to make sure that every child is able to give this basic information about herself / himself in simple sentences.

Look and say

These activities are designed to help children to learn to read and prepare them for writing.

Flash cards

Flash cards are fun and help in learning and revising new vocabulary and phrases.

Reading time

The activities like 'word basket' are designed to develop phonemic awareness in the learners. Here the learners are expected to develop the ability to hear, identify and associate the sounds with the letters. The goal of these phonemic awareness activities is to enable the beginning readers to decode new words by sounding them out or by blending the sound –letter patterns.

Tracing and writing

The development of handwriting skills (letter formation, sizing, spacing, alignment, etc.) begins with being able to copy simple shapes. Children who are able to copy basic prewriting shapes will be able to copy significantly more letters. The learners should be encouraged to trace the letters in four line format so that they understand the dimensions of the letters.

In this book, specific pronunciations of a,e,i,o,u have been given in Devnagari script. Other language medium school teachers may use their own language script instead of अँ, ए, इ, आँ, अ respectively.

My English Book Two - Standard Two - Learning Outcomes

Suggested Pedagogical Processes	Learning Outcomes
<p>The learner may be provided opportunities in pairs/groups/ individually and encouraged to -</p> <ul style="list-style-type: none"> • sing or recite songs or poems or rhymes together with action. • listen to stories and humorous incidents and interact and respond in English or in home language. • ask simple questions, for example, on characters, places, the sequence of events in the story, etc. (Ensure clear lip movement for the children with hearing impairment.) • respond orally in home language or English or sign language or other non-verbal expressions. • write 2-3 simple sentences about stories or poems. • look at scripts in a print rich environment like newspapers, tickets, posters etc. • develop phonemic awareness through activities focusing on different sounds, emerging from the words in stories and texts. • listen to short texts from children’s section of newspapers, read out by the teacher. • listen to instructions and draw a picture or do different actions. • speak and write English, talk to their peers in English about festivals and events at home and school. • enrich vocabulary in English mainly through telling and repeating stories and folk tales. • use appropriately pronouns related to gender such as ‘he’, ‘she’, ‘his’, ‘her’, and demonstrative pronouns such as ‘this’, ‘that’, ‘these’, ‘those’; and prepositions such as ‘before’, ‘between’ etc. • read cartoons/ pictures/comic strips with or without words independently. • write 2-3 sentences describing common events using adjectives, prepositions and sight words like “This is my dog. It is a big dog. It runs behind me.” 	<p>The learner -</p> <p>02.17.01 Recites, sings and enjoys listening to songs, rhymes with actions.</p> <p>02.17.02 Understands sequence of stories and events.</p> <p>02.17.03 Expresses verbally her or his opinion and asks questions about the characters, storyline etc. in English or in home language.</p> <p>02.17.04 Writes a few words, phrases, short sentences, in response to poems and stories.</p> <p>02.17.05 Uses stock expressions in face to face interactions in the classroom or in the surroundings.</p> <p>02.17.06 Identifies different shapes, sizes, colours, weight, texture etc.</p> <p>02.17.07 Uses pronouns related to gender like ‘his/her’, ‘he/she’, ‘it’ and other pronouns like ‘this/that’, ‘here/there’, etc.</p> <p>02.17.08 Uses prepositions like, ‘before’, ‘between’ etc.</p> <p>02.17.09 Listens carefully and repeats words, phrases and sentences.</p> <p>02.17.10 Speaks about herself/himself.</p> <p>02.17.11 Identifies and tells numerals up to 50.</p> <p>02.17.12 Reads and understands familiar words at sight.</p> <p>02.17.13 Expresses their personal needs, feelings etc.</p> <p>02.17.14 Listens and follows instructions.</p> <p>02.17.15 Narrates a story with the help of the clues or pictures.</p> <p>02.17.16 Composes and writes simple, short sentences with space between letters and words.</p>

Inside the Book...

Unit One

- 1.1 Bounce a Ball
- 1.2 Activity Time
- 1.3 Let's Speak
- 1.4 Let's Revise
- 1.5 Fun with Alphabet
- 1.6 Activity Time
- 1.7 Let's Speak
- 1.8 Word Basket
- 1.9 Learning Letters
- 1.10 Animal Song
- 1.11 Reading Time

Unit Two

- 2.1 Birds can Fly
- 2.2 Activity Time
- 2.3 Let's Speak
- 2.4 The Lion and the Mouse
- 2.5 Word Basket
- 2.6 Learning Letters
- 2.7 Tony Tinker
- 2.8 Activity Time
- 2.9 Let's Speak
- 2.10 Numbers 11 to 20
- 2.11 The Visit to Grandmother

Unit Three

- 3.1 Action Song
- 3.2 Activity Time
- 3.3 Let's Speak
- 3.4 Word Basket
- 3.5 Know the Occupations
- 3.6 ZOOM, ZOOM, ZOOM
- 3.7 Let's Speak
- 3.8 Word Basket
- 3.9 Learning Letters
- 3.10 Fun with Letters
- 3.11 Reading Time

Unit Four

- 4.1 The Squirrel
- 4.2 Calender
- 4.3 Let's Speak
- 4.4 Who is Better ?
- 4.5 Word Basket
- 4.6 Learning Letters
- 4.7 Crossing the Road
- 4.8 Activity Time
- 4.9 Let's Speak
- 4.10 Word Building
- 4.11 Reading Time

1.1 Bounce a Ball

UNIT ONE

a. Listen, sing and act.



Bounce a ball to Reena

Bounce a ball to Reena

Yes! I got it.

Yes! I got it.




Bounce it to Veena

Bounce it to Veena

Yes ! I got it.

Yes ! I got it.



Bounce it to Sagar

Bounce it to Sagar

Yes! I got it.

Yes ! I got it.



Bounce it to teacher

Bounce it to teacher

Oh! No ! I missed it.

Oh ! No ! I missed it.

b. Replace the word 'Bounce' with the words, given in the boxes and sing again.



roll

hit

throw

kick



c. Look and say.



ball

bounce

got

it

teacher

yes

to

no



Say
Please

1.2 Activity Time

Listen carefully and act only when I say 'Please'.

Please sit down.



Please stand up.



Turn around.



Please hop on one leg.




Hop on two legs.



1.3 Let's Speak

Friends

a. Listen and enact.



What is that in your hand Lalit ?




This is my English Dictionary. It is very useful.



What is that in your hand Shamal?



This is my water bottle. It is very useful.



Can you lend me your dictionary?



Sure! May I have some water please? I am thirsty.

Sure, here it is.



b. Look and say.


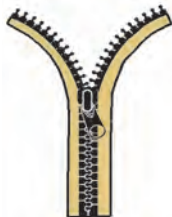





I	you	he	she
me	your	my	we



1.4 Let's Revise

a. Look at the pictures and tell their names.



1.5 Fun with Alphabet

a. Look, listen and say.



A **a**



B **b**



C **c**



D **d**




E **e**



F **f**



G **g**



H **h**



I **i**



J **j**



K **k**



L **l**



M m




N n



O o



P p



Q q



R r



S s



T t



U u



V v



W w



X x



Y y



Z z



1.6 Activity Time

a. Write the first letter of the picture's name in it.



Riddle.

b. Look, listen and guess. 

Who am I ?
“I look at you,
You look at me,
I raise my right hand,
You raise your left hand.”



I want
to

1.7 Let's Speak

a. Let's speak.



Snehal : *Aai*, I want to go out.

Mother : It's raining. Do you still want to go?

Snehal : Yes *Aai*, I want to play in the rain.

Mother : You will get wet.

Snehal : Yes *Aai*, but I want to enjoy the rain.

Mother : Go ahead. I will finish my work and join you.



Chintu : *Aai*, I want to play in the rain too. May I go?

Mother : Yes, Chintu. You may.



b. Listen and repeat.



I want to go out.

I want to play.

I want to enjoy the rain.




1.8 Word Basket

a. Look, listen and repeat.



				
bat	cat	cap	tap	bag

b. Look at the pictures and match them with their names.



cap	bat	tap	cat
-----	-----	-----	-----

c. Read aloud and match the same words.



Words in the basket:


sat	mat	hat
can	man	pan
bag	jam	sad
has	rat	had

Words on oranges:

- can
- has
- sat
- bag
- pan
- mat
- sad
- jam
- rat
- had
- hat

Here 'a' sounds 'अ'.

d. Look, listen, repeat and read.



The fat cat sat on a mat.

<u>cat</u>	<u>fat</u>	<u>mat</u>	<u>sat</u>
------------	------------	------------	------------



A rat has a bat.

The bat is in a bag.

<u>rat</u>	<u>bat</u>	<u>bag</u>	<u>has</u>
------------	------------	------------	------------



Sam has jam in the can.

<u>has</u>	<u>jam</u>	<u>can</u>
------------	------------	------------



1.9 Learning Letters

- a. Listen carefully and learn to play the following games with letter cards.



- * **Game 1** : Look at the card and show a matching card.



- b. Look at the pictures. Tell their names. Identify the first letter of the pictures. Match the letters with the pictures.

a



b



c



d



e



f




g



1.10 Animal Song

a. Listen, repeat and sing.



Hen, hen, count to ten.

Goat, goat, get your coat.

Mouse, mouse, build a house.

Chick, chick, make it quick.

Cat, cat, find your hat.

Bear, bear, go upstairs.

Kite, kite, say good night.

Sheep, sheep, go to sleep.

b. Listen, repeat and tell more rhyming words.



ten - hen ...

coat - goat ...

hat - cat ...



1.11 Reading Time

a. Look, listen and repeat.



I am drawing and my friends are looking at my picture. They see the

, the , the  and the  in the

sky. The  is dancing near the . The 

is sitting in between the  and the . The

 and the  are grazing in the meadow.

The  is sitting up there on a branch of the

. The  is also sitting on a branch of

the .

2.1 Birds can Fly

UNIT TWO

a. Listen, sing and act.



Birds can fly, birds can fly,
Up in the sky and I can fly too.
Frogs can jump, frogs can jump,
Very very high and I can jump too.
Ducks can swim, ducks can swim,
Deep in the water and I can swim too.
Dogs can walk, dogs can walk,
On the ground and I can walk too.
Horses can run, horses can run,
In the forest and I can run too.
Bunnies can hop, bunnies can hop,
On the grass and I can hop too.



b. Look, listen, repeat and enact.



fly

jump

swim








walk

run


hop

2.2 Activity Time

a. Let's play.



Let us play a guessing game. Each one of you will come here and think about a picture in mind. You will have to speak about it. Other students will guess the picture. I will start the game. Look at these pictures. Now listen carefully. I have something in my mind. It swims in water. Guess, what it is?



2.3 Let's Speak

a. Look, listen and speak. 🧡 🧡 🧡



Refer page 18 for the following exercise.

b. Listen carefully. Find the squirrel who says this on page 18.



- What's going on ?
- I'm looking at the sky.
- Look at the nest.
- She's drawing a picture.
- I'm reading.
- I'm sleeping.
- What are you doing ?
- Oh, a blue butterfly !

c. Tell the colours you see on the umbrella.



d. Find and name the following from the picture.



- something blue
- something green
- something yellow
- something white
- something nice
- something red
- something pink
- something orange
- something black

e. Look, listen and repeat the answer.



- Where are the eggs ? - In the nest.
- Where is the umbrella ? - Under the tree.
- Where is the ball ? - Near the basket.

f. Count the number of squirrels in the picture and write in the box.



g. Look and say.



eggs

umbrella

basket

nest




Tell a tale

2.4 The Lion and the Mouse


a. Listen, repeat and enact.



Once a lion was sleeping under a tree. A mouse saw him. He ran up the lion's tail and climbed on his back. He jumped all over his body. He started sliding down the lion's face again and again.



The lion got up. He got very angry. He caught the little mouse in his paw. He said angrily, "You naughty mouse, how dare you disturb me? Now see, how I punish you. I will eat you."



The mouse was afraid. He started trembling.


He pleaded, “O lion, the king of jungle, I am really sorry. Please forgive me. Please let me go. I will help you some day.”

The lion laughed and said, “Oh really? you little mouse, how can you help me? That’s so funny! Anyway go, get away from here.” Then he set the mouse free.

“Thank you friend, thank you so much.” said the mouse and ran away quickly.



A few days later, the lion was caught in a hunter’s net. He was roaring loudly. The mouse heard it and ran to the lion. He saw the lion caught in the net. He called his friends. All the mice came together and nibbled the big net with their sharp teeth. They set the lion free. The lion said, “Thank you dear little mouse. You saved my life.”



b. Look and say.

lion

mouse

little

please

sorry

thank you

very

away

2.5 Word Basket

a. Look, listen and repeat.



hen



men



den

10

ten



pen

b. Look at the pictures and match them with their names.



hen



men



den

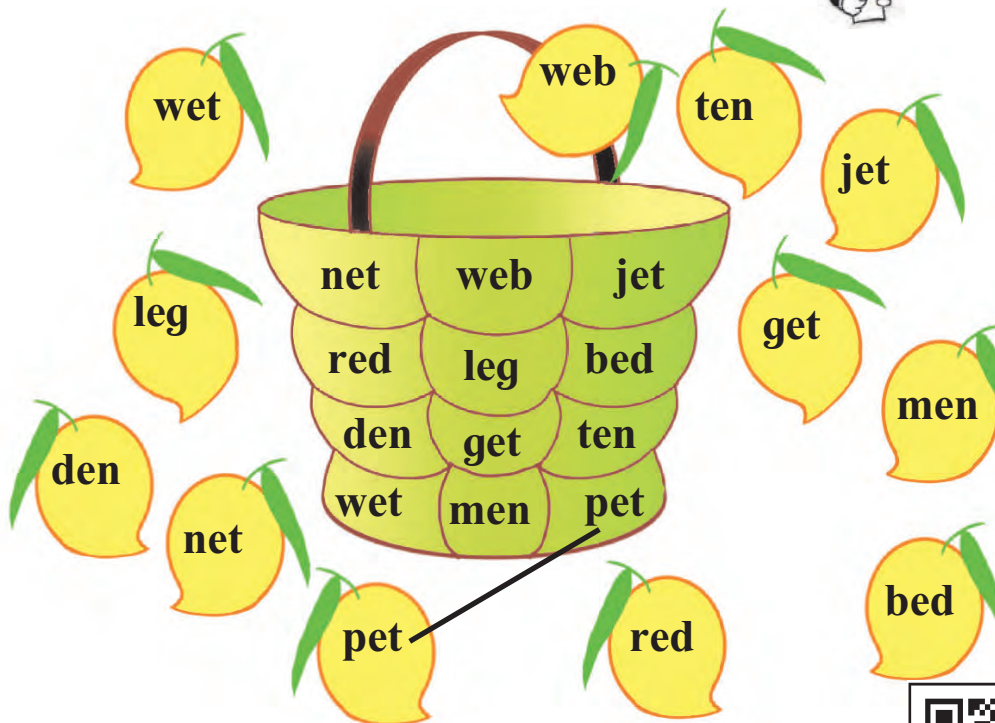


ten

10

pen

c. Read aloud and match the same words.



Here 'e' sounds 'ए'.




d. Look, listen, repeat and read.



A hen

A pet hen

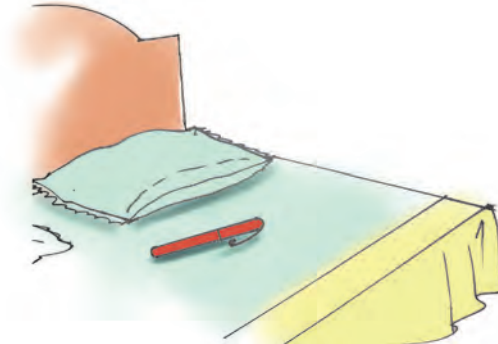
A pet hen in a net



A pen

A red pen

A red pen on a bed



Ten men

Ten men sat on a mat.



e. Find the odd man and encircle it.

1. mat sat pat **pet**

2. men ten can den

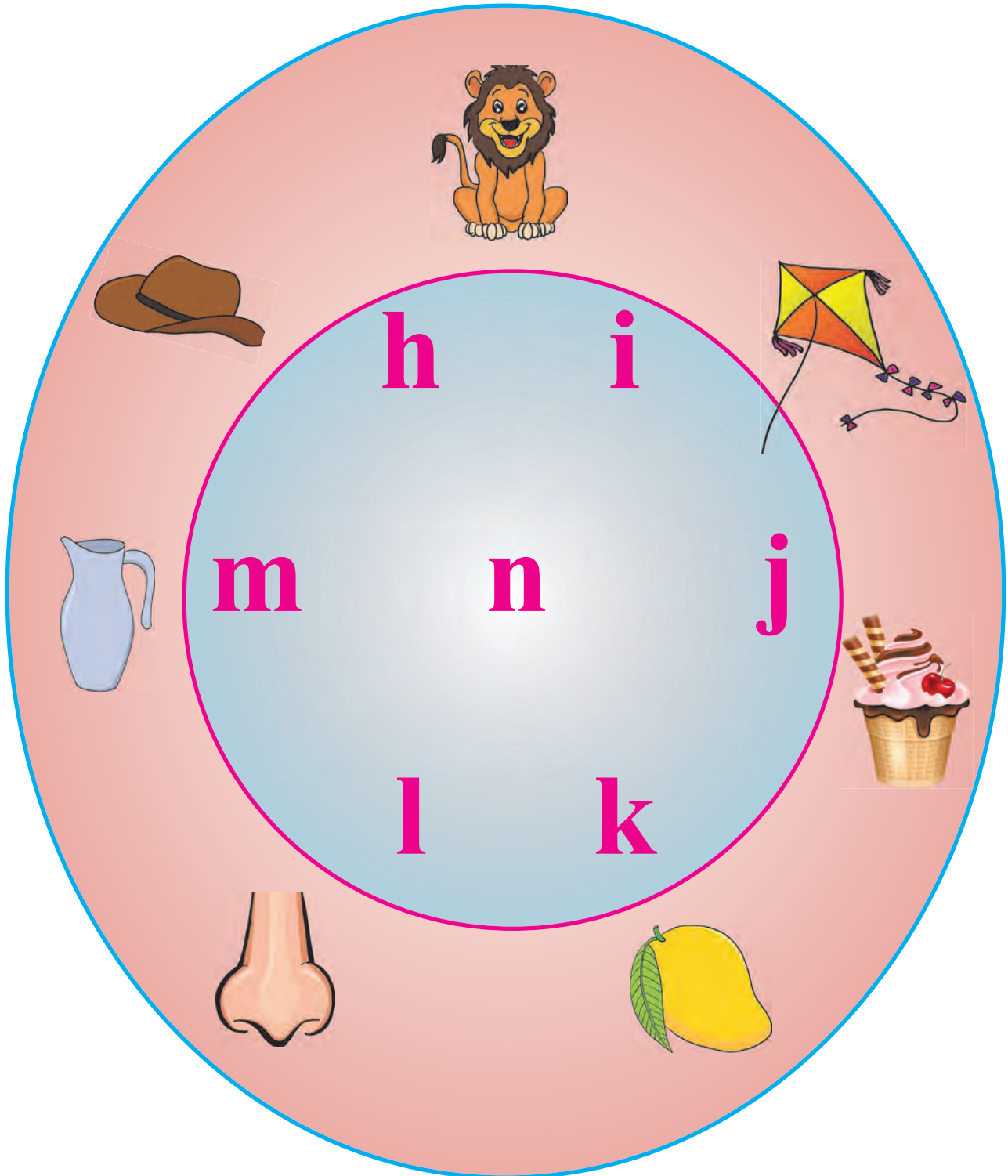
3. bad pad red had

4. bag men ten den

5. pet net fat set

2.6 Learning Letters

a. Match the following letters with their pictures.



b. Trace and write the following letters.



Hh

Hh

Hh

Hh



Ii

Ii

Ii

Ii



Jj

Jj

Jj

Jj



Kk

Kk

Kk

Kk




Ll

Ll

Ll

Ll

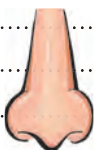


Mm

Mm

Mm

Mm



Nn

Nn

Nn

Nn

2.7 Tony Tinker

a. Listen, sing and repeat.



Tony Tinker, Tony Tinker,
Can you sing ? Can you play ?

I can play my bass drum.
Dum dum dum, dum dum dum.

Listen to my bass drum.
Dum dum dum, dum dum dum.



I can play my triangle.
Ting ting ting, ting ting ting.

Listen to my triangle.
Ting ting ting, ting ting ting.



I can play my violin.
Tui tui tui, tui tui tui.
Listen to my violin.
Tui tui tui, tui tui tui.



I can play my *tabla*.
Dha dhin dha, dha dhin dha.
Listen to my *tabla*.
Dha dhin, dha dhin dha dha dha dha.



b. Look and say.



drum

triangle

violin

tabla

play


listen

sing

c. Listen, repeat and enact. 

What can you do ?

We are birds. We can fly, but we can't write.



We are frogs. We can jump, but we can't read.

We are ducks. We can swim, but we can't dance.



We are horses. We can run, but we can't sing.



We are children. We can talk, but we can't fly.



d. Listen carefully and match the pictures with appropriate actions. 

eating

walking

carrying

sitting




2.8 Activity Time

a. Look, listen, repeat and learn the shapes.




square



triangle



rectangle



circle



oval




semi circle

b. Tell the names of the objects of these shapes in your surrounding.

c. Use these shapes and form a picture.

For example -



d. Tell your friends about what you have drawn.



2.9 Let's Speak

a. Listen, repeat and speak.



On the Playground




Teacher : Come on children, let's go to the playground.

Children : Hooray! Teacher, we want to play kho-kho .

Teacher : All right. As you wish.

Children : Let's play.



b. Now repeat the above conversation using the names of the following games.



kabaddi

cricket

langdi

badminton

football

hockey


basketball

volleyball



2.10 Numbers 11 to 20


a. Look, listen and learn.



11 **eleven**
chilles



12 **twelve**
oranges




13 **thirteen**
potatoes




14 **fourteen**
strawberries




15 **fifteen**
cucumbers



16 **sixteen**
apples




17 **seventeen**
carrots



18 **eighteen**
bananas



19 **nineteen**
tomatoes



20 **twenty**
mangoes

b. Match the numbers with their names and write them in the circle.

nine 1 10
 five
 two 2 9
 six 3 8
 eight 4 7
 three 5 6 ten
 one four





c. Listen and match the number with the word.

11	fourteen	16	nineteen
12	eleven	17	twenty
13	fifteen	18	seventeen
14	twelve	19	sixteen
15	thirteen	20	eighteen

d. Listen, read and repeat.

10	20	30	40	50
Ten	Twenty	Thirty	Forty	Fifty

e. Look, count and write the number in words in the box.




2.11 The Visit to Grandmother

a. Listen and read after your teacher.



We packed our bags.
We went to the bus-stand.
Our bus was ready.
We boarded the bus.



We found our seats.
Our seat numbers were 11, 12, 13,
14. I sat near the window. I saw some
hills. I saw some trees passing by too.

I saw markets full
of people.



We reached *Aajjee's* home after four hours. She
welcomed us and hugged us. We love our *Aajjee*.
We love our *Aajoba* too.

b. Listen and number the events in order.



1. I sat near the window.
2. Our bus was ready.
3. We reached *Aajjee's* home.
4. We packed our bags.

<input type="text"/>
<input type="text"/>
<input type="text"/>
<input type="text"/>



c. Look and say.



saw	sat	went	found	boarded
packed	stopped	reached	welcomed	hugged

3.1 Action Song


UNIT THREE

a. Listen, sing and enact. 

You put your **right hand** in
You put your right hand out
You put your right hand in
And shake it all about
Do the boogie woogie
Do the boogie woogie
And turn yourself around
That's what it's all about!



You put your **left hand** in
You put your left hand out
You put your left hand in
And shake it all about
Do the boogie woogie
Do the boogie woogie
And turn yourself around
That's what it's all about!



b. Replace the words in the boxes with the words given below to continue the song.

- right foot
- left foot
- whole self

c. Look and say. 

right

left

shake

turn

around


hand



Q7VC1H

3.2 Activity Time

a. Listen, tell and show.



Teacher : Amit come here, take this card and put it in the right place.

Amit : It says **window**. I kept it near the window.

Teacher : Very good!

Amit : Thank you, teacher.

Teacher : Roshan, come here. Where's the **board** ?

Roshan : Here it is teacher.

Teacher : Good.

Roshan : Thank you teacher.

b. Look and say.



duster

chair

door

bench

table

clock

computer



3.3 Let's Speak

a. Listen, repeat and enact.



At the stationery shop

Ahmed : *Kaka*, I want a set of crayons. Do you have it?

Shopkeeper : Yes, I do.

Ahmed : How many colours are there in a set?

Shopkeeper : Twelve.

Ahmed : How much does it cost?

Shopkeeper : Twenty rupees.

Ahmed : Please give me one set.

Shopkeeper : Here it is.

Ahmed : Thank you.

Here is your money.

Shopkeeper : Thank you. Visit again.



b. Let's play a game in pairs.



• 'What am I thinking of?'

You may ask questions beginning with

- 'Is it?' 'Do you?' 'Do we?' and I will answer with only, 'Yes' or 'No.'



Abhay : What am I thinking of? Try to guess.

Bhushan : Hmm! Can you give me a clue?

Abhay : Yes. You may ask me questions.

Bhushan : Ok. Hmm! Is it red?

Abhay : Yes, it is red.

Bhushan : Do we eat it?

Abhay : Yes! We eat it.

Bhushan : Is it sweet?

Abhay : Yes.

Bhushan : Is it an apple?

Abhay : Yeah! You guessed it right.

Bhushan : Let's play again!

3.4 Word Basket

a. Look, listen and repeat.



6



pin

tin

six

nib

lip

b. Look at the pictures and match them with their names.



6

pin

six

lip

tin

nib

c. Read aloud and match the same words.




Here 'i' sounds 'इ'.

d. Look, listen, repeat and read.



A nib

A nib of a pen



A zip

A zip of a bag



A mat

A big mat

Let us sit on a big mat.



e. Match the rhyming words

- | | |
|--------|-----|
| 1. pin | mix |
| 2. kit | pig |
| 3. big | hit |
| 4. six | tin |
- A line connects 'pin' to 'tin'.

3.5 Know the Occupations

a. Look, listen and repeat.



This is Siddhesh.
He is a Mechanic.
He uses a spanner.
He uses a screw-driver.
He repairs machines.



This is Abdul.
He is a Carpenter.
He uses a saw.
He uses a tape-measure.
He makes things from wood.



This is Pranali.
She is a Manager.
She uses a computer.
She uses a projector.
She works in
an office.



This is Kishor.
He is a Traffic-police.
He uses a whistle.
He uses a baton.
He directs traffic.



This is Siya.
She is a Chef.
She works in the kitchen.
She uses pots, pans, knives
and spoons.
She cooks tasty food.



This is Varsha.
She is a Singer.
She uses *tanpura* to practise.
She uses *tabla* for rhythm.
She sings sweet songs.



3.6 ZOOM, ZOOM, ZOOM

a. Listen, repeat and sing. 


Zoom, zoom, zoom
We're going to the moon !

Zoom, zoom, zoom
We're going very soon.

If you want to take a trip
Climb aboard my rocket ship.

Zoom, zoom, zoom
We're going to the moon.

Countdown ...
10, 9, 8, 7, 6,
5, 4, 3, 2, 1 Blast off !



b. Look and say. 

zoom

moon

going

soon

trip

rocket

ship

aboard

3.7 Let's Speak

a. Listen, repeat and enact. 

John : I found a pencil. Isha is it yours?


Isha : No, it's not mine.

John : Amit, is this pencil yours?

Amit : No, it's not mine.

John : Sonu, is this pencil yours?

Sonu : Yes, it's mine. Thank you, John.




Anand : Excuse me, is this ruler yours?

Bittu : Yes, it is.

Thank you very much.

Where did you find it?

Anand : Under the bench.



Shilpa : Excuse me Ashu. Have you lost your eraser?

Ashu : Yes, I have.

Shilpa : Is this yours?

Ashu : Yes. It's mine. Thank you, Shilpa.



Sheldon : Oh! I forgot my pen at home.

Can you please lend me a pen, Sanika ?

Sanika : Oh! Yes. Here it is.

Sheldon : Thank you.



3.8 Word Basket

a. Look, listen and repeat.



fox



ox



box



toy



boy

b. Look at the pictures and match them with their names.



fox



ox



box

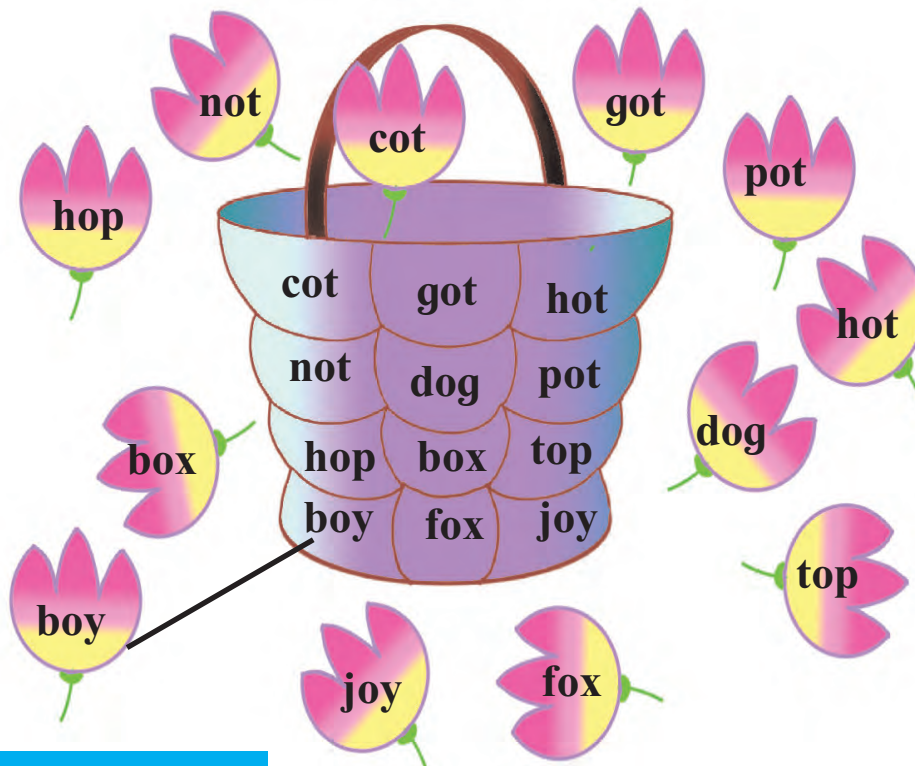


toy



boy

c. Read aloud and match the same words.



Here 'o' sounds 'औ'.

d. Look, listen, repeat and read.



A dot

A red dot

A red dot on a pot



A toy

A toy in a box

A boy got the toy.




A dog

A big dog

A big dog on a log



e. Look at the pictures. Write the first letter.



o x o y o t o g

3.9 Learning Letters



- a. Look at the picture. Encircle the first letter of the picture's name.



b

e

q



m

o

b

p



y

h

q

t



r

o

s

v



u

s

b

f



o

b

t

q



3.10 Fun with Letters

- a. Find out the following words from the grid and encircle them.



man yes sorry tap you table

s	p	t	x	t
o	m	a	n	a
r	d	p	y	b
r	m	g	e	l
y	o	u	s	e

The child who completes the grid first, shouts ‘**Bingo**’.

- b. Look and say.



one	many	one	many
star	stars	friend	friends
cloud	clouds	sparrow	sparrows
animal	animals	crow	crows
tree	trees	picture	pictures
flower	flowers	tiger	tigers



3.11 Reading Time

a. Read the following sentences with the help of the pictures.



I am a  . Here is my  .

I am a  . Here is my  .

I am a  . Here is my  .

I am a  . Here is my  .

I am a  . Here is my  .



b. Read the following words and draw the pictures.

moon

rocket

star

sun

4.1 The Squirrel

UNIT FOUR

a. Listen, repeat and act.



Frisky, frisky,
Hippity hop,
Up he goes
To the tree-top!
Whirly, twirly,
Round and round,
Down he scampers
To the ground

Furly, curly,
What a tail!
Tall as a feather,
Broad as a snail!
Where's his supper?
In the shell.
Snappity, crackity! Out it fell!



Anonymous



b. Listen and circle the rhyming words.



- up, hop, tree, top.
- broad, round, ground, tall.
- twirly, round, whirly, top.
- shell, supper, snappity, crackity.



c. Find four words that end with 'y' from the poem. For example, Frisky



d. Listen and repeat.



squirrel

ground

feather

snail

shell

broad

tail

curly

4.2 Calendar

- a. Read the names of the months, match them with the cards. Then number the cards from 1 to 12.



2020																	
July		1 January							2 February							April	
		sun	mon	tue	wed	thu	fri	sat	sun	mon	tue	wed	thu	fri	sat		
		5	6	7	1	2	3	4	2	3	4	5	6	7	8		
		12	13	14	15	16	17	18	9	10	11	12	13	14	15		
		19	20	21	22	23	24	25	16	17	18	19	20	21	22		
October		3 March							4 April							May	
		sun	mon	tue	wed	thu	fri	sat	sun	mon	tue	wed	thu	fri	sat		
		1	2	3	4	5	6	7	5	6	7	8	9	10	11		
		8	9	10	11	12	13	14	12	13	14	15	16	17	18		
		15	16	17	18	19	20	21	19	20	21	22	23	24	25		
August		5 May							6 June							November	
		sun	mon	tue	wed	thu	fri	sat	sun	mon	tue	wed	thu	fri	sat		
							1	2	1	2	3	4	5	6			
		3	4	5	6	7	8	9	7	8	9	10	11	12	13		
		10	11	12	13	14	15	16	14	15	16	17	18	19	20		
January		7 July							8 August							February	
		sun	mon	tue	wed	thu	fri	sat	sun	mon	tue	wed	thu	fri	sat		
					1	2	3	4	2	3	4	5	6	7	8		
		5	6	7	8	9	10	11	9	10	11	12	13	14	15		
		12	13	14	15	16	17	18	16	17	18	19	20	21	22		
December		9 September							10 October							March	
		sun	mon	tue	wed	thu	fri	sat	sun	mon	tue	wed	thu	fri	sat		
				1	2	3	4	5					1	2	3		
		6	7	8	9	10	11	12	4	5	6	7	8	9	10		
		13	14	15	16	17	18	19	11	12	13	14	15	16	17		
June		11 November							12 December							September	
		sun	mon	tue	wed	thu	fri	sat	sun	mon	tue	wed	thu	fri	sat		
		1	2	3	4	5	6	7			1	2	3	4	5		
		8	9	10	11	12	13	14	6	7	8	9	10	11	12		
		15	16	17	18	19	20	21	13	14	15	16	17	18	19		

b. See the calendar, listen and answer.



December 2020						
S	M	T	W	T	F	S
		1	2	3	4	5
6	7	8	9	10	11	12
13	14	15	16	17	18	19
20	21	22	23	24	25	26
27	28	29	30	31		

- How many days are there in this month ?
- How many days are there in the second week ?
- How many Mondays do you see in this month ?



c. Listen and repeat.



January	February	March	April
May	June	July	August
September	October	November	December

4.3 Let's Speak

a. Look, listen and repeat.



1. The little girl is sitting **between** her mother and father.



2. The duck is swimming **with** her ducklings.



3. The birds are flying **over** the trees.



4. The butterflies are fluttering **around** the flowers.



5. The man is standing **near** the car.



6. The car is parked **under** the tree.



7. The boy is sitting **by** the stream.



8. She was the only girl playing **among** the boys.



b. Look and say.



between

with

over

among

near

under

by

around


4.4 Who is Better?

a. Listen, repeat
and enact.




Once upon a time there lived a monkey and an elephant in a forest. One day, they started fighting.

I am very strong. I am good at carrying heavy logs.




Ha... Ha... Ha... ! But I am very quick. I am good at jumping from one tree to another.



Who...Who...
Who is fighting loudly?

I want to sleep.



Sorry ! Very sorry!
Please tell us. Who is better ? The elephant or I? He is strong but I am quick.




Don't worry. We will find out.
There is a mango tree just across the river.
Go and bring one sweet, ripe mango from there.
Then I will tell you who is better.

Then strolled the elephant and hopped the monkey to the river bank.




Oh! I am afraid to cross the river!
Water is very deep. I am going back.

Don't worry dear! Jump on my back and we will cross the river.



Both of them crossed the river. There was a mango tree with sweet, yellow, ripe mangoes but they were on high branches.



Oh!
No!
I can't reach.
How can I give the mango to the owl?

That's easy
Let me do it.

The monkey jumped on the mango tree quickly and picked up a sweet, ripe mango.



They came back to the wise, old owl and gave him the mango. He was very happy.



Elephant and monkey forgot their fight and the owl forgot its nap.



I am strong. The monkey is quick and you are wise. All of us are good at something. What about you my friends?



What are you good at?

b. Make sentences.

I am		singing.
My mother is		running.
My father is		playing <i>kabaddi</i> .
My friend is	good at	swimming.
My sister is		painting.
My brother is		dancing.



4.5 Word Basket

a. Look, listen and repeat.



bus

cup

sun

hut

rug

b. Look at the pictures and match them with their names.



bus

cup

sun

hut

rug

c. Read aloud and match the same words.



Here 'u' sounds 'अ'.

d. Look, listen, repeat and read.



I can hop.

I can run.

It is a lot of fun.



A bug on a rug

A bug on a cup

A bug on a bun



The sun

The sun is hot.



e. Underline the rhyming words.



1. bag, cut, pin, nut.

2. fun, can, ten, run.

3. cot, mud, bat, bud.

4. tin, hot, cub, tub.

5. pig, sun, big, hat.

4.6 Learning Letters

a. Match the letters with the pictures



u

v

w

x

y

z

b. Trace and write the following letters.



Uu

Uu

Uu

Uu



Vv

Vv

Vv

Vv



Ww

Ww

Ww

Ww



Xx

Xx

Xx

Xx




Yy

Yy

Yy

Yy



Zz

Zz

Zz

Zz

4.7 Crossing the Road

a. Listen, repeat and sing. 



Want to cross
A busy road?
Watch out how
The traffic goes.
Cars and buses
Coming fast,
Wait a bit and
Let them pass.
'Look left and right'
The saying goes.
Then smartly walk
Across the road.



RH713T

b. Look and say. 

cross

busy

watch

buses

wait

traffic

smartly

across

c. Look, listen and repeat. 



We follow the traffic signals.



We walk on the footpath.



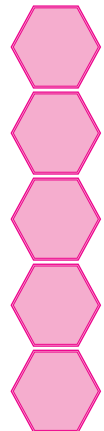
We never board a running bus.



We always use zebra crossing.

d. Listen and put a tick if the sentence is correct and a cross if it is wrong. 

- Radha uses zebra crossing to cross the road.
- Jay jumps from a running bus.
- Amit always stands in a queue.
- Juee runs through the moving traffic.
- Uma puts her hand out of the window of a moving bus.



4.8 Activity Time

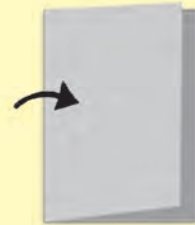
a. Let's make a cap.



- Take a page of a newspaper.



- Fold it widthwise.



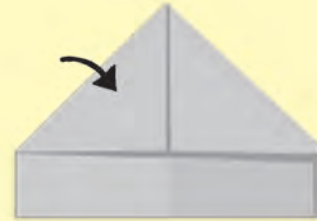
- Again fold it widthwise.



- Open the second fold.



- Fold the closed corners to the centre crease.



- Fold the flap up the edge.
- Fold the second flap up on the back edge.

**Paste the corners with glue.
Now your cap is ready!**



4.9 Let's Speak

My family

a. Look, listen and say.



brother sister



grandson grandfather



grandmother granddaughter



father son mother daughter

uncle



nephew



uncle aunt cousin



aunt niece



What is your father's name?



My father's name is Jayesh.

b. Ask your friends the names of their relatives.



c. Write the first letter of their names.



4.10 Word Building

a. Make words with the help of the letters given below.



b	a	n	ban
c			
f			
p			
m			

d	e	n	den
h			
m			
p			
t			

p	i	n	pin
t			
b			
w			

c	o	t	cot
h			
n			

f	u	n	fun
r			
s			
b			



b. Look, listen and encircle the odd word.



bat	boat	bed	but	hat
sun	lock	sack	soap	school
ladder	leaf	rose	lemon	lip
cock	cat	dog	clap	can
man	nest	monkey	mango	mirror
fun	fat	four	glass	fan
pen	pencil	pot	sack	pan

4.11 Reading Time



- a. Read the following words. Choose any five words. Draw a picture using the words you have chosen.

sun	tree	drum	bus	mat
bird	dog	ball	egg	umbrella
cat	boy	nest	bat	squirrel

My Picture



- b. Tell your friends about your picture.



E-learning material for the Standards I to XII

Available in Marathi and English medium



ebalbharati

Features

- Inclusion of prescribed subjects as per subject scheme.
- Complete E- learning material based on textbook
- In the form of audio-visual
- Presentation of chapterwise content and inclusion of questions as per necessity
- Inclusion of various activities, pictures, figures/diagrams, etc.
- Use of animation for easy and simple learning
- Inclusion of exercises.

E-learning material (Audio-Visual) for the Standards One to Twelve is available through Textbook Bureau, Balbharati for the students of Marathi and English medium.

For purchasing E-learning material...

- Register your demand by scanning the Q.R. Code given above.
- Register your demand for E-learning material by using Google play store and downloading ebalbharati app.
- Visit the following websites of the Textbook Bureau.

www.ebalbharati.in

www.balbharati.in



Maharashtra State Bureau of Textbook Production and Curriculum Research,
Pune - 411 004.

माय इंग्लिश बुक टू इ.२ री

₹ 48.00