

MORNING AND EVENING




0121CHI7



TICK TOCK

Tick tock,” says the clock.
 “Wake up,” says the sun.
 “Kukarakoo,” says the cock.
 “It's morning, little one.”



TICK TOCK



“Tick tock,” says the clock.
 “Time to sleep,” says the moon.
 “Sweet dreams, no more talk
 Till morning — it'll be soon.”



Let's Try This

Repeat these sentences after your teacher.

1. We come to school in the morning.
 We study and play.
 We go home in the evening.
 We go to sleep at night.



TO THE TEACHER

- Read the poem aloud and ask the children to repeat it after you.
- Based on the poem, assign roles to them and help them say the sentences correctly.





Say Aloud

1. The Little Clock

There's a neat little clock,
 In the school room it stands,
 And it points to the time,
 With its two little hands.



- (i) Is there a clock in your classroom? Point it out.
 (ii) Is there a clock in your school? Where is it?

2.



clock



frock




lock



stool



pool



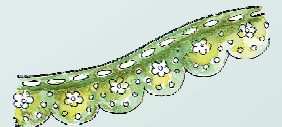
school



face





race




lace



3. There are seven days in a week.



- (i) Which day of the week is it today?
- (ii) Which day is a weekly holiday?



TO THE TEACHER

Help the children say the words correctly. Help the children learn the days of the week in English.



4. Look at the calendar. There are twelve months in a year.

January						
SUN	MON	TUE	WED	THU	FRI	SAT
						1
2	3	4	5	6	7	8
9	10	11	12	13	14	15
16	17	18	19	20	21	22
23	24	25	26	27	28	29
30	31					

February						
SUN	MON	TUE	WED	THU	FRI	SAT
		1	2	3	4	5
6	7	8	9	10	11	12
13	14	15	16	17	18	19
20	21	22	23	24	25	26
27	28					

March						
SUN	MON	TUE	WED	THU	FRI	SAT
		1	2	3	4	5
6	7	8	9	10	11	12
13	14	15	16	17	18	19
20	21	22	23	24	25	26
27	28	29	30	31		

April						
SUN	MON	TUE	WED	THU	FRI	SAT
					1	2
3	4	5	7	6	8	9
10	11	12	13	14	15	16
17	18	19	20	21	22	23
24	25	26	27	28	29	30

May						
SUN	MON	TUE	WED	THU	FRI	SAT
1	2	3	4	5	6	7
8	9	10	11	12	13	14
15	16	17	18	19	20	21
22	23	24	25	26	27	28
29	30	31				

June						
SUN	MON	TUE	WED	THU	FRI	SAT
			1	2	3	4
5	6	7	8	9	10	11
12	13	14	15	16	17	18
19	20	21	22	23	24	25
26	27	28	29	30		



July

SUN	MON	TUE	WED	THU	FRI	SAT
					1	2
3	4	5	7	6	8	9
10	11	12	13	14	15	16
17	18	19	20	21	22	23
24	25	26	27	28	29	30
31						

August

SUN	MON	TUE	WED	THU	FRI	SAT
	1	2	3	4	5	6
7	8	9	10	11	12	13
14	15	16	17	18	19	20
21	22	23	24	25	26	27
28	29	30	31			

September

SUN	MON	TUE	WED	THU	FRI	SAT
				1	2	3
4	5	6	7	8	9	10
11	12	13	14	15	16	17
18	19	20	21	22	23	24
25	26	27	28	29	30	

October

SUN	MON	TUE	WED	THU	FRI	SAT
						1
2	3	4	5	6	7	8
9	10	11	12	13	14	15
16	17	18	19	20	21	22
23	24	25	26	27	28	29
30	31					

November

SUN	MON	TUE	WED	THU	FRI	SAT
		1	2	3	4	5
6	7	8	9	10	11	12
13	14	15	16	17	18	19
20	21	22	23	24	25	26
27	28	29	30			


December

SUN	MON	TUE	WED	THU	FRI	SAT
				1	2	3
4	5	6	7	8	9	10
11	12	13	14	15	16	17
18	19	20	21	22	23	24
25	26	27	28	29	30	31



TO THE TEACHER

Help the children learn the names of the months in English.




18

MAY I COME IN?




0121CH18

May I come in, Teacher?



Please come in, Ashok. What's the matter?

I have a bad headache.



Do you want to go home and rest?

Yes please.





TO THE TEACHER

Read out the dialogue. Then ask the students to say Ashok's sentences and you say the teacher's sentences.





Let's Try This

1. BUTTERFLIES

Butterflies, butterflies,
Up, up, up.



Butterflies, butterflies,
Down, down, down.


Butterflies, butterflies,
In, in, in.



Butterflies, butterflies,
Out, out, out.




2. Write the colour of the object in the space given.
















TO THE TEACHER

Ask the students to stand in a circle and say the poem with actions to match.
Help the students write the colour of each object.



19

ACTION SONG



0121CH19



Hop a little,
Jump a little,
One, two, three.



Run a little,
Skip a little,
Touch your knee.



Bend a little,
Stretch a little,
Close your eyes.



Clap a little,
Laugh a little,
Touch your thighs.





Let's Try This

1.



I skip, I hop,
I spin like a top.

I dance, I jump,
I fall and get a bump.

I walk, I run,
It's such a lot of fun.



TO THE TEACHER

Sing the song with matching actions. Then ask the children to repeat the song after you with actions.




2. Look at the pictures and say what each one is doing.




(i) Rima is _____.

(ii) Himesh is _____.



(iii) Raju is _____ an apple.

(iv) Akash is _____ to school.



(v) The dog is _____ after the ball.



TO THE TEACHER

Help the children say the action words and to fill in the blanks.





A page for you...

Lined writing area with alternating blue and pink horizontal lines.

© NCERT
not to be republished



